
Beach Haven Parks & Recreation Survey Results

October 17, 2023

Beach Haven Parks & Recreation Committee

Introduction

- The survey's objective was to obtain community input on the usage of Beach Haven (BH) parks, favorite activities, areas of improvement, and support for initiatives. The results of the survey are intended to advise the Beach Haven Council on investments, and to guide Parks and Recreation Committee priorities.
- We received a strong and credible survey response from a diverse community of **1,946 respondents** including residents and visitors, of which **1,252 or 63% were from Beach Haven**. This survey received 1300% more responses than a prior similar survey about Beach Haven parks conducted in 2011.
- The community's engagement was high, with over 62% of respondents writing comments and suggestions
- The survey was widely disseminated, open for 6 weeks, and gathered both online and paper responses.

Executive Summary

- Beach Haven's 11 acres of dedicated parks plus miles of beach and bay are widely-used and highly appreciated features of our town
- Improving ease of access to our beaches was the highest supported priority (81% support), and the beach was the most used recreational area (94%) among Beach Haven respondents
- Increasing shade and trees (74% support) to increase enjoyment and health/safety, while also improving flood resilience, was also highly supported by Beach Haven respondents
- Dedicated bicycle lanes are heavily used (75%) and most indicate biking (78%) and walking/running (80%) as their top activity
- 51% support; 27% do not support a splash park / fountain (BH respondents)
- 48% do not support; 35% support additional pickleball courts (BH respondents)
- 50% do not support; 34% support a new skate park (BH respondents)
- Need for improved maintenance of existing park areas (115 comments) and greater utilization and increased programming in our wonderful park areas (108 comments)
- Requests for movie night (484 comments) and sports tournaments (189 comments) among many other events and activities.

Survey Respondents

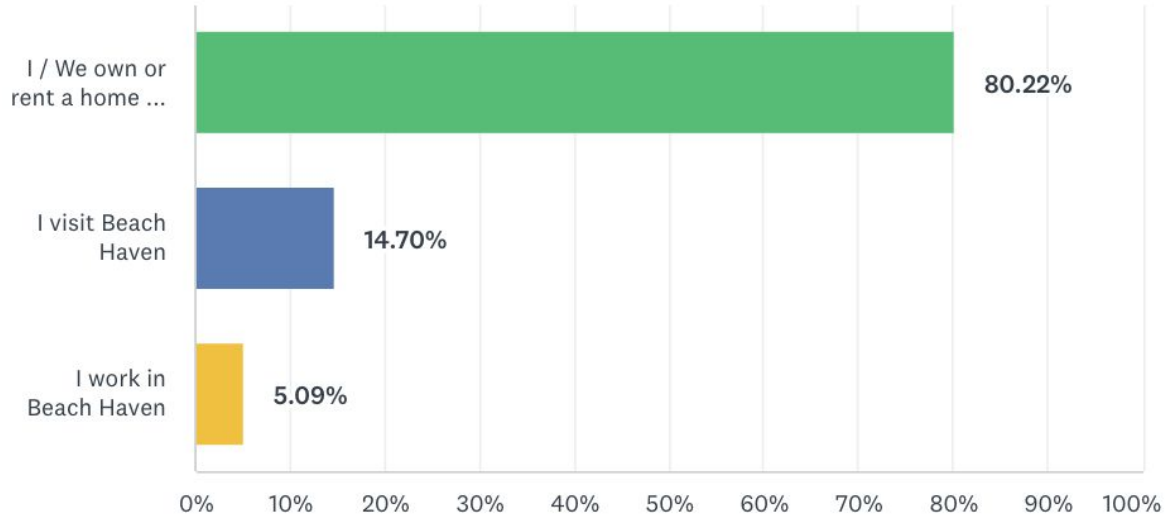
Survey responses were analyzed in 2 categories: 1) All respondents 2) Beach Haven respondents

1) All Respondents	2) Beach Haven Respondents
1,946 total respondents (100%)	1,252 of the total respondents (64% of "All")
From NJ, NY, PA, and other states FL, MI, OH, etc.	Only from Beach Haven addresses, according to this tax map

We also analyzed responses from LBI - Zip Code 08008 (1,427 responses) and the results closely resemble the Beach Haven respondents.

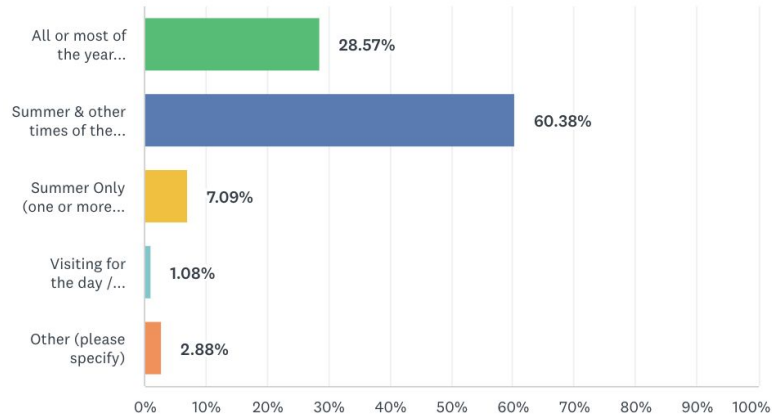
Tell us about yourself

All Respondents

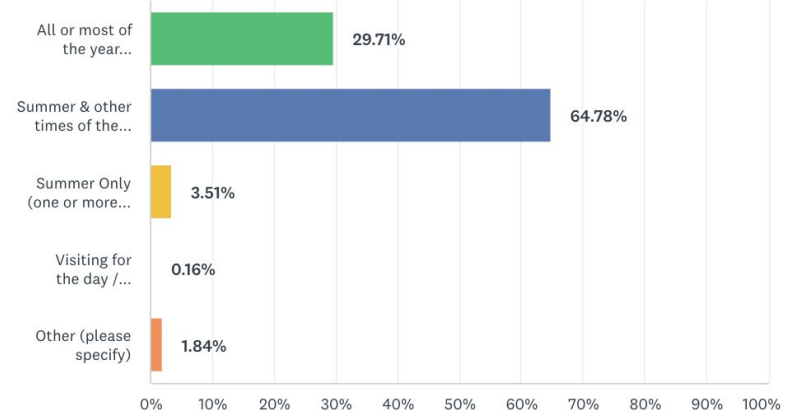


When are you in Beach Haven?

All Respondents



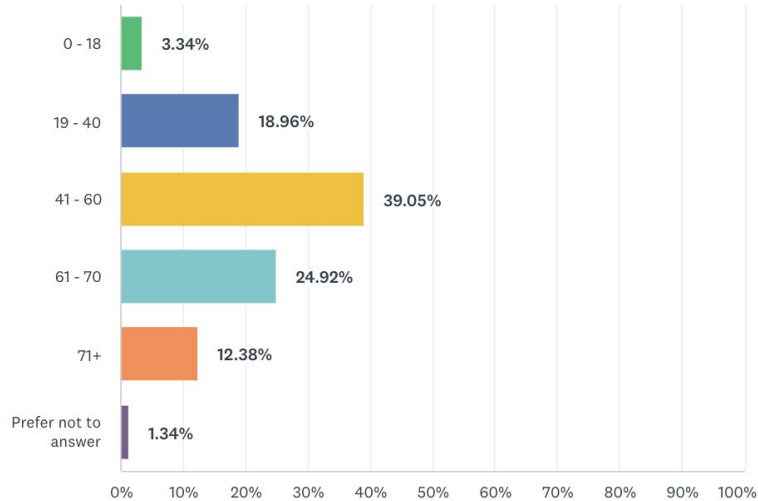
Beach Haven Respondents



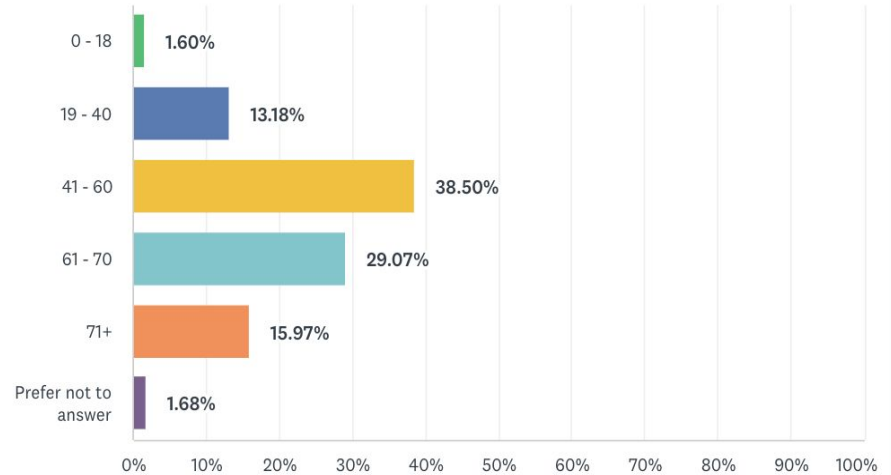
“Other” includes commentary such as “6 months” or “Memorial - Labor Day”, or # of years they have lived in Beach Haven.

What is your age?

All Respondents

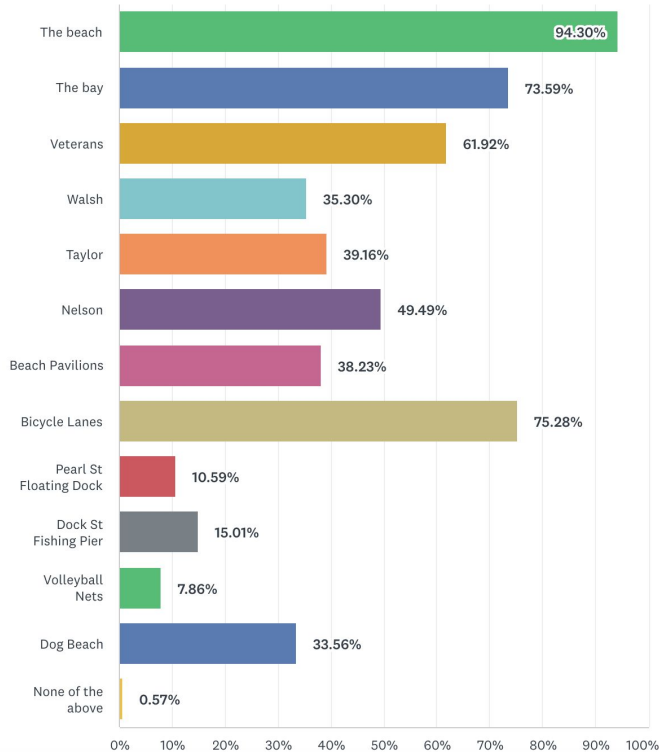


Beach Haven Respondents



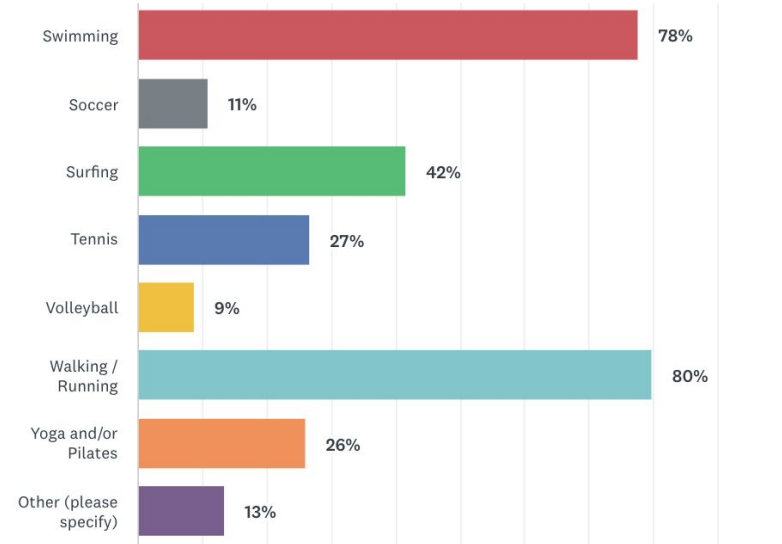
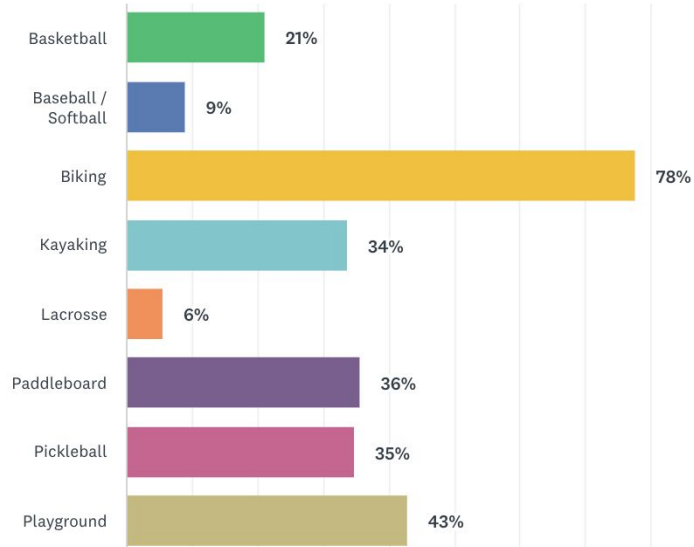
We got strong representation from all age groups. Parents and grandparents commented that their children and grandchildren use and love our parks.

Which parks & recreational areas do you enjoy?



1. Beach 94% (1835)
2. Bicycle Lanes 75% (1465)
3. Bay 74% (1432)
4. Veterans Park 62% (1205)
5. Nelson Park 49% (963)
6. Taylor Park 39% (762)
7. Beach Pavilions 38% (744)
8. Walsh Field 35% (687)
9. Dog Beach 34% (653)
10. Dock St Pier 15% (292)
11. Pearl St Dock 11% (206)
12. Volleyball Nets 8% (153)
13. Other - boat ramp on 9th St, Mordecai bayfront, Beach Haven school yard

What activities do you and your family members enjoy?



What activities do you and your family members enjoy?

In Rank Order:

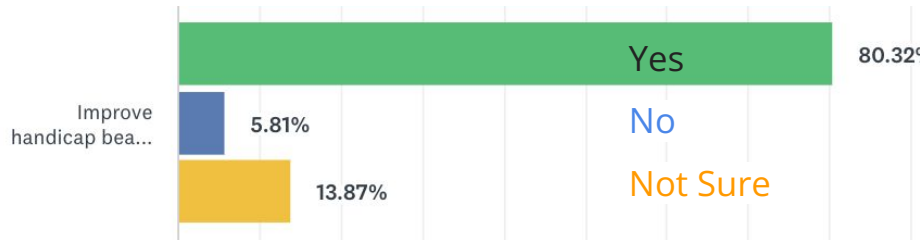
1.	Walk/Run	80% (1,550)
2.	Biking	78% (1,510)
3.	Swimming	78% (1,510)
4.	Playground	43% (833)
5.	Surfing	42% (808)
6.	Paddleboard	36% (695)
7.	Pickleball	35% (676)
8.	Kayaking	34% (655)
9.	Tennis	27% (518)
10.	Yoga/Pilates	26% (508)
11.	Basketball	21%(410)
12.	Other	13% (262)
13.	Soccer	11% (211)
14.	Baseball,etc	9% (175)
15.	Volleyball	9% (172)
16.	Lacrosse	6% (109)

“Other” activities added in comments:

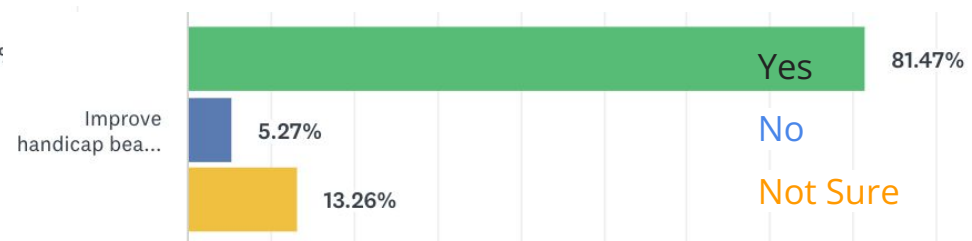
Skating	(97)
Fishing	(43)
Boating	(29)
Sailing	(18)

Do you support improved handicap beach access?

All Respondents



Beach Haven Respondents

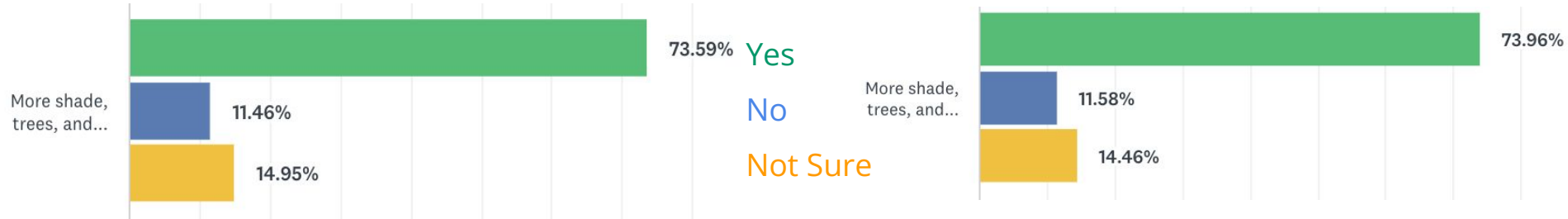


This will benefit not only seniors and people with disabilities, but also the general public. Ideas include adding mobi mats, ramps, railings, wooden walkways and more. Comments included access on most/all beach entrances. Some respondents requested improvements in Glendola, Chatsworth, Leeward, Norwood, Jeffries, Belvoir, Essex and 4th Street beach entrances.

Do you support more Shade, Trees & Picnic Areas?

All Respondents

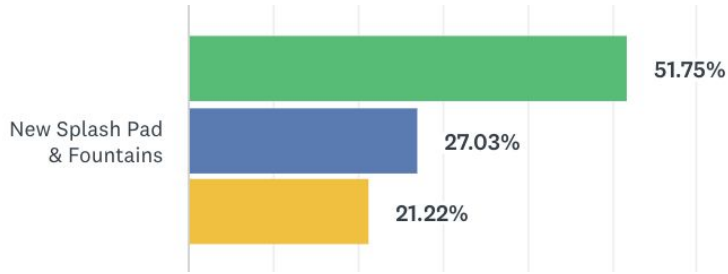
Beach Haven Respondents



Shade and trees provide a place to cool off, sit and relax in our parks without the direct heat of the sun. Playground goers requested shade since metal equipment gets too hot and also shaded benches. Many respondents requested planting large shade trees and native plants. Trees also help improve flood resilience.

Do you support a new Splash Pad / Fountain area?

All Respondents

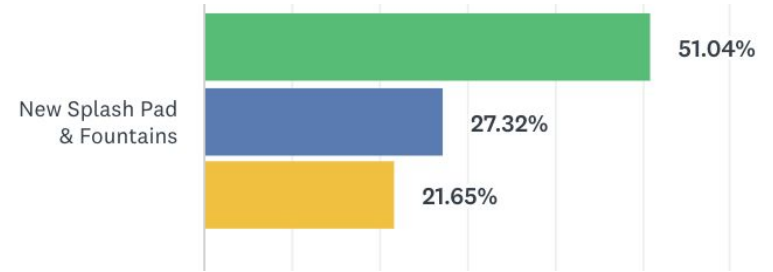


Yes

No

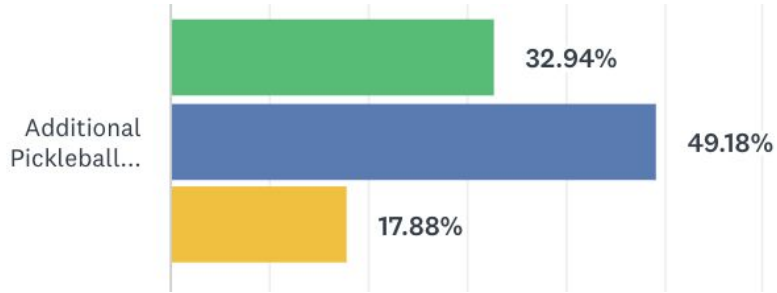
Not Sure

Beach Haven Respondents



Do you support Additional Pickleball Courts?

All Respondents

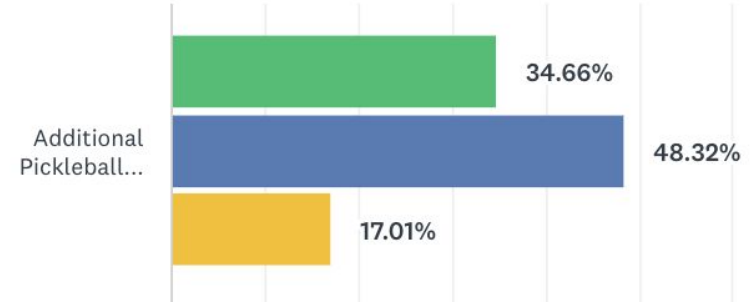


Yes

No

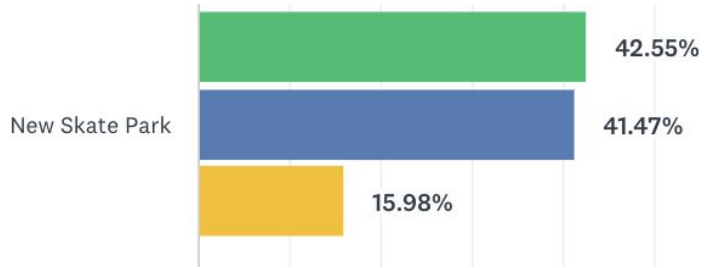
Not Sure

Beach Haven Respondents



Do you support a New Skate Park?

All Respondents

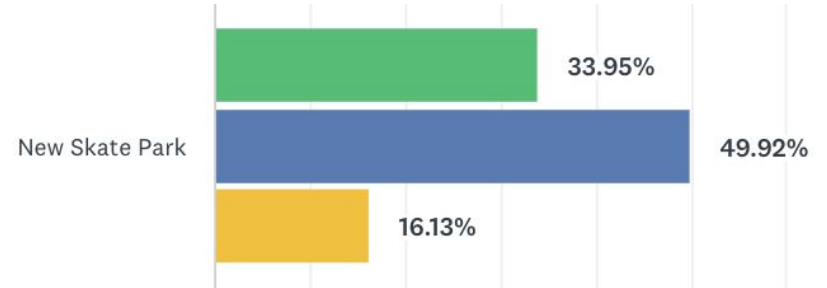


Yes

No

Not Sure

Beach Haven Respondents



What Improvements would you like to see? (1218 responses)

1. Better maintenance of various parks settings: need for more garbage cans, more doggy bags, repair and the addition of playground equipment, basketball courts, playing fields etc. (115 comments)
2. Greater utilization of the existing parks, Walsh Field, Veterans Park and the grass field at Bay Village: Ex: add picnic tables and benches, more activities for children, new playground and equipment, bocce courts, volleyball courts, more bike racks, parking etc. (108)
3. Preserve existing and add more green spaces (83)
4. Fence in the dog beach, add shade and benches, and a rinse off station. Consider a dog park, and allowing dogs on the beach (66)
5. Allow beach cabanas (43)
6. Address bike and pedestrian safety (40)

What Improvements would you like to see? (1218 responses)

Continuation

7. Provide greater teenage crowd control (36)

8. More water fountains to fill bottles (25)

9. Recognize and benefit Beach Haven homeowners with lower fees, a single badge for all activities and preferential court times (22)

10. Provide more bay access for paddle boarders and kayakers with floating docks and ladders. (20)

The following items were also mentioned: More bathrooms open longer (19); create a bay beach (15); More bathrooms, showers and rinse off stations (9); Public pool (5); More fishing and crabbing locations on the Bay, and more surf fishing beaches (5); Permanent fencing; full or partial around Veterans park (4); Fence at children's park on Taylor Ave. (4); Life Guards after 5 PM (2); Relocate siren at Nelson (3); Fire pits on the beach (3); Paddle courts (2); ice skating rink (2); Exercise station and walking trail (2); park setting at the old Coast Guard station(2). There are 13 miscellaneous comments listed once each.

What new programs & events would you like to attend?

996 Responses:


1. Movie nights (484 comments)
2. Sports tournaments and leagues (189)
3. Concerts in the Park (122). Some respondents asked for varying nights, not just during the week or summer.
4. Programs for children of all ages- camps, youth sports activities/leagues, toddler (under age 5) activities, pre-teen activities, teen activities (34 - largest expressed need). Respondents also expressed interest in family focused programming (17)
5. Dance programs (76)
6. Skateboarding activities and competitions (61)

What new programs & events would you like to attend?

Continuation

6. Fire Pit events and music on the beach (39)
7. Exercise classes/Yoga (32) respondents expressed interest, some respondents wanted lower cost classes
8. Surfing competitions (25)
9. Educational programs (22) - gardening (6), history (5), art (5) and cooking (4)
10. Craft fairs - (18); Farmers Market (17); Food trucks (16); Beer Garden (8);
11. Beach clean up events (6) and Group Bike rides (4)

What do you love most?



Next Steps

1. Share survey results with Council, Borough staff and community
2. Parks Committee to conduct feasibility, design, cost estimates, etc. on top priority initiatives
3. Benchmarking research and meetings with other towns (i.e. Barnegat Light)
4. Propose funding and budgeting strategy including grants and donations
5. Develop a multi-year plan for implementation of priority initiatives

Thank you

Parks & Recreation Committee Members

Guy Aiman

Kristen Bekelja

Jack Gartland

Denise Hodes

Don Kakstis

Colleen Lambert, Council member

John Maschal

Margie McGlynn

Meredith O'Donnell

Sally Poblete

Sue Sharkey

Kitty Snyder, Council member

Steve Swissman

Jen Tomlinson

Survey & Outreach Methods

- Utilized industry-standard online tool, [SurveyMonkey](#), for data collection & analysis
- Promoted via lawn signs all over park & rec areas + posters at business establishments
- Paper Mailing to all Beach Haven taxpayers
- Ad in the Sandpaper
- Email to borough mailing list; Borough website; Social media sites
- Survey open for 8+ weeks to allow for summer and year-round community

Comments and Suggestions

Beachhavenparks@gmail.com